


Welcome students! Join *The Green Wave* with your teacher, class or school club. It's a fun and easy way to join other children and youth around the world in helping biodiversity. Plus, people around the world can view your school's *Green Wave* tree on the Google map. Here's what you can do.


1.



**Talk** to your classmates, teacher or school club about *The Green Wave*. Once you've organized a group, have your teacher "join us" on the website.

2.

Now it's time to do some **research** and to plan your group's tree **planting** activities. Visit the resources and links page of *The Green Wave* website for some hints on doing research and planning your activities. Once you've finished planning, ask your teacher to "register your tree" on the website. Don't worry if your activities evolve over time – your teacher can always update the information.



It's a good idea to do some research online or in your local and school libraries. You might also want to interview workers at a local tree nursery or other local tree experts. You'll want to answer questions such as:

- What is tree biodiversity?
- What are some general considerations for tree planting?
- What tree species will you plant?
  - Why this particular species?
  - What care does it require?
- Where will you plant the tree?
- When is the best time to plant the tree? If planting on 22 May is not appropriate in your area (because of the climate, final exams or something else), choose another date. In 2011, given that it is Sunday, and to allow as many schools as possible to take part we're inviting participants to plant their tree on 20, 21 or 22 May.
- Who will take care of the tree? How often?

At the same time as you are doing your research, some group members should plan out the event. It's a good idea to create an action plan or schedule and assign each person a role. Don't forget to set due dates! Some questions you'll want to answer in your planning include:

- Who will the adult and student participants be?
- What will be each of their roles in the preparation?
- What will your celebration on 22 May (IBD) be like?
- Who will be invited (e.g. media, local officials, parents, members of the public, etc.)?
- Where will the celebrations be held?
- When will the celebrations be held?
- How will you publicize the event (before and after 22 May)?
- What information will your group post online on your group's page?


3. Now it is time to put your plan into action! **Plant your tree.** On 22 May, count down to 10:00am (local time). **At 10:00am, water your tree** (whether it is in the ground or in a container or in a plastic bag) to create a symbolic "green wave" around the world. **Take some photographs. Make a short video.**



Prepare and upload your submission for *The Green Wave* website.

4. **Write** a short 100-200 word text. You could write about one part of the experience in a poem, an article, a story, an interview or other creative piece.

- **Draw** a picture. Your imagination is the limit!
- Choose three pictures or photographs.
- Edit your video clip.
- Ask your teacher to **upload the group's submission** to *The Green Wave* website. The sooner they are submitted, the sooner they will appear on the website!



5. Check *The Green Wave* website at 20:20 (local time) on 22 May. The interactive map will "go live" and you can see *The Green Wave* trees around the world.

6. With your group, talk about the good and not-so-good parts of *The Green Wave* experience. Send your feedback to *The Green Wave* team at [greenwave@cbd.int](mailto:greenwave@cbd.int) so they can make next year's event even better.



7. Keep checking *The Green Wave* website and dreaming about next year's event.

Don't forget to care for your tree!

