


The Green Wave campaign is an excellent opportunity to get involved in a fun international environmental campaign. It's a way to encourage children and youth to learn about trees and biodiversity, to acquire event planning skills, and to work with members of the community, including government, business and media representatives. It's also an opportunity to tell the world about your biodiversity initiatives and to connect with like-minded groups around the world.


There are many resources available to assist you in preparing *Green Wave* activities. Possible activities include: inviting biologists, ecologists, biodiversity experts to give a talk on the benefits of trees for biodiversity; organizing a research committee to identify and compile a list of locally appropriate and indigenous species; preparing a guideline on technical considerations for tree planting; organizing nature walks, management of natural areas, rehabilitation of others, or catchment protection; creating written and/or artistic accounts of the 22 May celebrations; reviewing *The Green Wave* projects online and learning about the like-minded groups who participated in *The Green Wave*.

Here are some specific steps on how to get involved in The Green Wave:

1. **Talk** to your colleagues, friends, family members, community leaders, administrators, business or other partners about *The Green Wave*. Once you've organized a group, designate a focal point who will create an account on the "join us" page of the website.



2. Now it's time to conduct **research** and organize **tree-planting** activities. Visit the resources and links page of the website for some hints on research and planning for *The Green Wave*. Once you've finished planning, "**register your tree**" on the website. Don't worry if your activities evolve over time – you can always update the information.




Encourage your group to do some research online or in the local and school libraries. Participants might also want to interview workers at a local tree nursery or other local tree experts. You may want to compile a list of possible resource people, make the initial contact and match partners to resource people. Partners should answer questions such as:

- What is tree biodiversity?
- What are some general considerations for tree planting?
- What tree species will you plant?
 - Why this particular species?
 - What care does it require?
- Where will you plant the tree?
- When is the best time to plant the tree? If planting on 22 May is not appropriate in your area (because of the climate, final exams or something else), choose another date. In 2011, given that it is Sunday, and to allow as many groups as possible to take part we're inviting participants to plant their tree on 20, 21 or 22 May.
- Who will take care of the tree? How often?

In the research phase, some group members should also plan out the event. Remind your group that it's a good idea to create an action plan or schedule and assign each person a role. Don't forget to set due dates! Some planning questions your group should answer are:

- Who will the adult and student participants be?
- What will be each of their roles in the preparation?
- What will your celebration on 22 May (IBD) be like?
- Who will be invited (e.g. media, local officials, parents, members of the public, etc.)?
- Where will the celebrations be held?
- When will the celebrations be held?
- How will you publicize the event (before and after 22 May)?
- What information will your group post online on your group's page?

3. Now it is time to put your plan into action! **Plant your tree.** On 22 May, count down to 10:00am (local time). **At 10:00am, water your tree** (whether it is in the ground or in a container or in a plastic bag) to create a symbolic "green wave" around the world. **Take some photographs.**



4. Prepare and upload your submission to *The Green Wave* website. Please note that text submissions can have a maximum of 200 words (excluding picture captions).

Here are some submission ideas.

- Have participants write a short 100-200 word text. They could write about one part of the experience in a poem, an article, a story, an interview or other creative piece.
- Have participants **draw** a picture. Their imagination is the limit!
- Have participants choose three pictures or photographs.
- **Upload the group's submission** to *The Green Wave* website. The sooner they are submitted, the sooner they will appear on the website!



5. Check *The Green Wave* website at 20:20 (local time) on 22 May. The interactive map will "go live" and you can see *Green Wave* trees around the world.

6. With your group, talk about the good and not-so-good parts of *The Green Wave* experience. Send your feedback to *The Green Wave* team at greenwave@cbd.int so they can make next year's event even better.



7. Keep checking *The Green Wave* website and dreaming about next year's event.

Don't forget to care for your tree!